











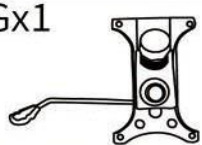




Instrukcja montażu model Cobra Pro X1:

Ax1 	Ix1(L)x1(R) 
Bx5 	Jx1 
Cx1 	Kx1 
Dx1 	Lx1 
Ex1(L)x1(R) 	Mx4 Rx8 
Fx1 	Nx2 
Gx1 	Ox12 
Hx1 	Px14 