


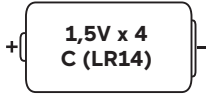
fisher-price®



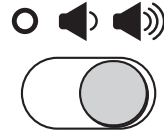
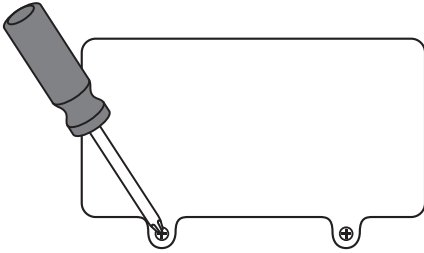
Keep these instructions for future reference,
as they contain important information.




GTJ60

Replace Batteries



For longer life, use **alkaline** batteries.



Slide the power-volume switch to On with low volume , On with high volume , or Off .

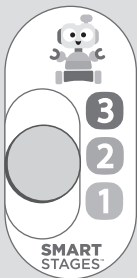

- Requires four C batteries (included). Batteries included are for demonstration purposes only.
- Battery replacement is required. Only adults should replace batteries. Required tool for battery replacement: Phillips screwdriver (not included).
- Loosen the screws in the battery compartment door and remove the door.
- Remove the exhausted batteries and properly dispose. Insert four, new C (LR14) **alkaline** batteries.
- Replace the battery compartment door and tighten the screws.
- When sounds, lights, or motion becomes slow, faint or stops, it is time for an adult to change the batteries.
- To clean, wipe with a damp cloth. Do not immerse.

Battery Safety Information

In exceptional circumstances, batteries may leak fluids that can cause a chemical burn injury or ruin your product. To avoid battery leakage:

- Do not mix old and new batteries or batteries of different types: alkaline, standard (carbon-zinc) or rechargeable.
- Insert batteries as indicated inside the battery compartment (+ and -).
- Remove batteries during long periods of non-use. Always remove exhausted batteries from the product. Dispose of batteries safely. Do not dispose of this product in a fire. The batteries inside may explode or leak.
- Never short-circuit the battery terminals.
- Use only batteries of the same or equivalent type, as recommended.
- Do not charge non-rechargeable batteries.
- Remove rechargeable batteries from the product before charging.
- If removable, rechargeable batteries are used, they are only to be charged under adult supervision.

Learning Bot



Mode Switch

- 1 Level 1 Explore 6M+** Press the music button for songs and sounds about the alphabet and counting. Pressing the learning button introduces colors with lights, sounds, phrases and a fun dance party! Bot will not move in this level.
- 2 Level 2 Encourage 12M+** Sing and dance along to songs about shapes and numbers when you press the music button. Press the learning button and follow directions or play Catch this Color!
- 3 Level 3 Pretend 18M+** Sing along with the songs or follow directions as you play ABC Freeze!




Protect the environment by not disposing of this product or any batteries with household waste. This symbol indicates that this product shall not be treated as household waste. Check your local authority for recycling advice and facilities.

So Many Ways to Play!

Rotate the body counter-clockwise and lift to remove from the base.



Place the body on the base and rotate clockwise to reattach.




When the body is removed from the base press the center button for more sounds, speech, lights, and motion!



So Many Ways to Play!

Press the button on the back of the head and lift to remove from the body.



Place the head onto the neck and press down to reattach.



Tips & Hints

- If Bot seems to be acting erratically, try resetting the electronics. Slide the power-volume switch off and back on.
- Bot moves best on smooth surfaces. For indoor use only.
- Bot moves around a lot! Use in a room that has at least a 6 foot (1,82 meters) square free area.
- Uh-oh! Bot ran into an obstacle while moving, turn it around and Bot will keep going.
- Bot's wheels will stop moving when picked up. This is normal. Place Bot back on the floor to keep on rolling!

CAN ICES-3 (B)/NMB-3 (B)

Operation is subject to the following two conditions: (1) this device may not cause interference, and (2) this device must accept any interference, including interference that may cause undesired operation of the device.

L'utilisation de ce dispositif est autorisée seulement aux conditions suivantes : (1) il ne doit pas produire de brouillage et (2) il doit pouvoir tolérer tout brouillage radioélectrique reçu, même si ce brouillage est susceptible de compromettre son fonctionnement.



UNITED STATES

Fisher-Price, Inc., 636 Girard Avenue, East Aurora, NY 14052.
Consumer Services: 1-800-432-5437.

CANADA

Mattel Canada Inc., 6155 Freemont Blvd., Mississauga, Ontario L5R 3W2.
Consumer Services/Service à la clientèle : 1-800-432-5437.
www.service.mattel.com.

GREAT BRITAIN

Mattel U.K. Limited, The Porter Building, 1 Brunel Way, Slough SL1 1FQ, UK.
www.service.mattel.com/uk.

NEDERLAND

Mattel Europa B.V., Gondel 1, 1186 MJ Amstelveen, Nederland.

AUSTRALIA

Mattel Australia Pty. Ltd., 658 Church Street, Locked Bag #870, Richmond, Victoria 3121
Australia. Consumer Advisory Service 1300 135 312.

NEW ZEALAND

16-18 William Pickering Drive, Albany 1331, Auckland.

SOUTH AFRICA

Mattel South Africa (PTY) LTD, Office 102 I3, 30 Melrose Boulevard, Johannesburg 2196.

FCC STATEMENT (UNITED STATES ONLY)

This equipment has been tested and found to comply with the limits for a Class B digital device, pursuant to Part 15 of the FCC rules. These limits are designed to provide reasonable protection against harmful interference in a residential installation. This equipment generates uses and can radiate radio frequency energy and, if not installed and used in accordance with the instructions, may cause harmful interference to radio communications. However, there is no guarantee that interference will not occur in a particular installation. If this equipment does cause harmful interference to radio or television reception, which can be determined by turning the equipment off and on, the user is encouraged to try to correct the interference by one or more of the following measures:

- Reorient or relocate the receiving antenna.
- Increase the separation between the equipment and receiver.
- Consult the dealer or an experienced radio/TV technician for help.

NOTE: Changes or modifications not expressly approved by the manufacturer responsible for compliance could void the user's authority to operate the equipment.

This device complies with Part 15 of the FCC Rules. Operation is subject to the following two conditions: (1) This device may not cause harmful interference, and (2) this device must accept any interference received, including interference that may cause undesired operation.

©2021 Mattel.

PRINTED IN CHINA

GTJ60-0970-1102575750-DOM

